

For home use

# Waste Sorting Guidebook

What matters most to us is **not to produce waste!**

Be always aware of **3 R** in daily life!

“**3 R**” means “reduction,” “reuse” and “recycling” of waste.  
See page 3 for details!!



はちてうちさん

How to put out recyclables and non-recyclables according to our rules

– **Three rules to follow** –


- ① Put out your waste by **8:30 a.m.** on the predetermined day.
- ② Put out your waste after sorting it **in the predetermined way.**
- ③ Put out your waste **at the predetermined site.**

Each area has its own rules to keep its waste collection point clean. You are expected to follow them.

[Signs for the following waste collection sites]



Waste collection point  
for burnable waste



Waste collection  
station for recyclables



Waste collection hub  
station for recyclables



Waste incineration plant  
(Ise Wide-Area Environment Association)



Ise/Obata Waste  
Disposal Center



伊勢市

# Waste Classification by Ise City ☆ See the corresponding pages for details.

## Burnable Waste

Pages 5 and 6  
Twice a week

**Kitchen waste, etc.**

**Pruned branches, etc.**  
(pruned branches, weeds, etc.)

**Others** (CDs, videotapes, desiccants, disposable diapers, colostomy bags, etc.)

**Key point to remember**  
Be sure to drain kitchen waste!!

**Cotton products**  
(stuffed toys, cushions to sit on, etc.)

**Daily commodities**  
(plastic and leather products, disposable lighters, etc.)

**Empty disposable lighters before putting them out.**

**Key point to remember**  
Cut them to the proper length and bundle them together with string so that you can carry them in one hand  
Note: The length of each bundle of pruned branches, etc. needs to be less than 60 centimeters and the width 10 centimeters or less.

**Key point to remember**  
Be sure to put your waste in waste bags designated by Ise City.

★ Remove dirt from disposable diapers before putting them out.

## Paper and Cloth

Pages 7 to 9  
Once a month

**Newspapers and advertising inserts**

**Drink cartons**

**Clothes**

**Cardboard boxes**

**Magazines and miscellaneous paper waste**

**Cloths**

**Objects that are easily confused with this type of waste**

- ★ Classify drink cartons with a silver interior as "burnable waste."
- ★ Classify dirty clothes and cloths as "burnable waste," too.
- ★ Some types of miscellaneous paper waste may be uncollectible! See the pages of "paper and cloth" for details.

On rainy days, put them in a transparent plastic bag to prevent them from getting wet!!

## Plastic Bottles Labeled with the PET Mark (PET Bottles)

Page 10  
Once a month

**PET bottles**

PET bottles are labeled with this mark.

★ Classify caps and labels (if removed) as "plastic containers and packages."

Only plastic bottles without the horizontal lines shown on the left are classified as "PET bottles."

**Key point to remember**

- ★ Rinse them.
- ★ Remove caps from them. Note: You do not need to remove labels.
- ★ Crush them if possible.

## Plastic Containers and Packages

Pages 11 and 12  
Once a week

**Plastic containers**

**Plastic bags**

**Plastic bottles** (except PET bottles)

**Plastic wrap**

**Plastic cups**

**Styrofoam**

Plastic containers and packages are labeled with this mark.

★ Rinse plastic containers.

**Caution!!** ★ Classify plastic containers and packages with persistent dirt and any other types of plastic products as "burnable waste."

## Cans and Metallic Products

Pages 13 and 14  
Once a month

★ Not fixed

**Small-size home appliances** (microwave ovens, heaters, electric fans, etc.)  
★ Their length needs to be less than 60 centimeters.  
★ Classify them as "bulky waste" if their length is 60 centimeters or more.

**Dangerous waste** (gas cartridges, scissors, knives, etc.)  
**Caution!!** ★ To avoid injury, wrap the edges of kitchen knives, razors, etc. in foil.

**Others** (incandescent bulbs, glow lamps, small metallic objects, mirrors, objects with inseparable metallic parts, etc.)

**Cans** (aluminum, steel and food cans, etc.)

★ Rinse them.

**Objects that are easily confused with this type of waste**

**Four designated types of home appliances** (televisions, washing machines and dryers, refrigerators, freezers and air conditioners)

**Personal computers**

★ Those objects are uncollectible by Ise City. See page 14 for details.

## Recyclable Glass Bottles

Page 15  
Once a month

**Empty bottles** ★ Bottles for "drinks," "foods" and "cosmetics"

★ Rinse them.

★ Classify their caps as "cans and metallic products" or "plastic containers and packages" depending on what material they are made of.

**Key point to remember**  
★ Classify them by color and put them into either of the following boxes.

Colorless bottles    Brown bottles    Bottles of other colors

## Glassware, Broken Glass Bottles and Ceramics

Page 16  
Once a month

**Glassware** (glass tableware, glass sheets, milky white cosmetic bottles, etc.)

**Broken glass bottles** (broken recyclable glass bottles, etc.)

**Ceramics** (ceramics including flowerpots)

**Collection box**

**Caution!!** ★ Remove soil from inside flowerpots before putting them out!!

**Collection box**

**Objects that are easily confused with this type of waste**

**Caution!!** ★ Classify glass objects with non-glass parts (such as lids of glass pots) and crystal products as "cans and metallic products."

**Collection boxes**

★ Classify tiles (including roof tiles) as "debris." Note: Classify unused tiles as "ceramics."

## Others

Pages 17 to 19

**Batteries**  
 Page 17

**Fluorescent tubes and mercury thermometers**  
 Page 17

**Bulky waste**  
 Page 18

**Frying oils**  
 Page 17

**Collection site**  
Waste incineration plant (Ise Wide-Area Environment Association)

**Debris**  
 Page 18

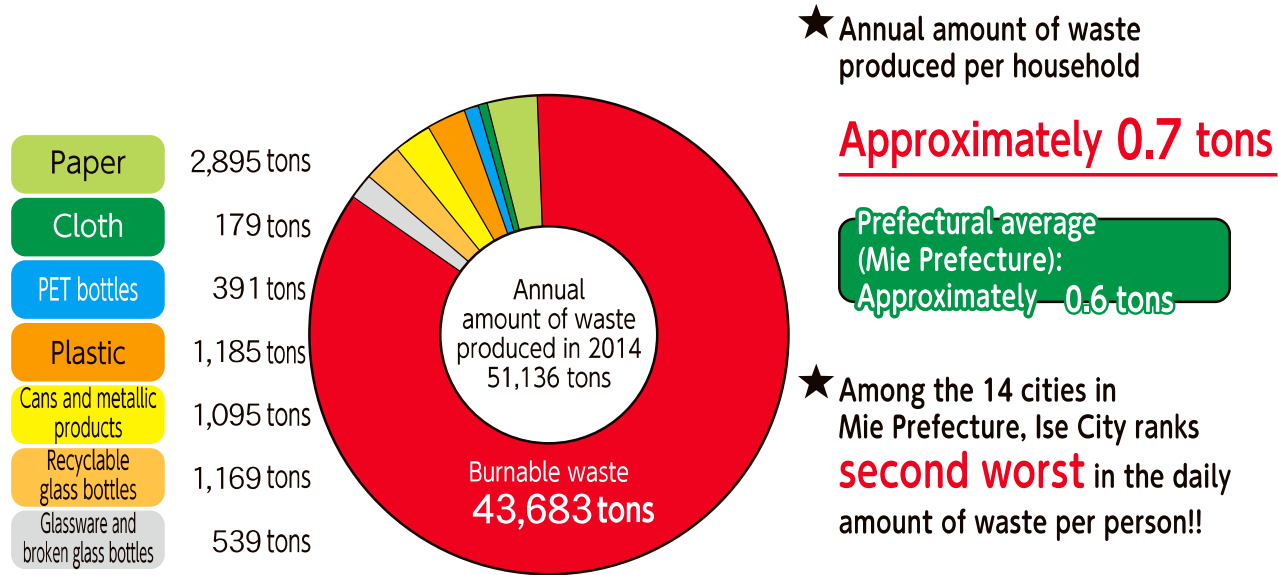
**Objects that are untreatable by Ise City**  
 Page 19

Ise and Obata Waste Disposal Centers

## Waste Produced in Ise City ①

### Annual Amount of Waste Treated by Ise City

(according to the 2014 fact-finding survey on the treatment of general waste)



★ Annual amount of waste produced per household

**Approximately 0.7 tons**

Prefectural average (Mie Prefecture): **Approximately 0.6 tons**

★ Among the 14 cities in Mie Prefecture, Ise City ranks **second worst** in the daily amount of waste per person!!

### ★ How to minimize your waste

First of all!

## REDUCTION!!

- Do **not buy/make/waste** too much food ( "3 actions" to reduce food waste)
- Buy refillable products
- Use your own shopping bags
- Take along your own chopsticks and bottles
- Do not use disposable products
- Use rental products

Reduce your waste output before everything else!! If waste is still produced in spite of your efforts...

Next!

## REUSE!!

- Repair broken products or remake them into something new!!
- Take advantage of secondhand shops!

One more thing!

## RECYCLING!!

- Sort your waste correctly!!

Do not produce waste!!

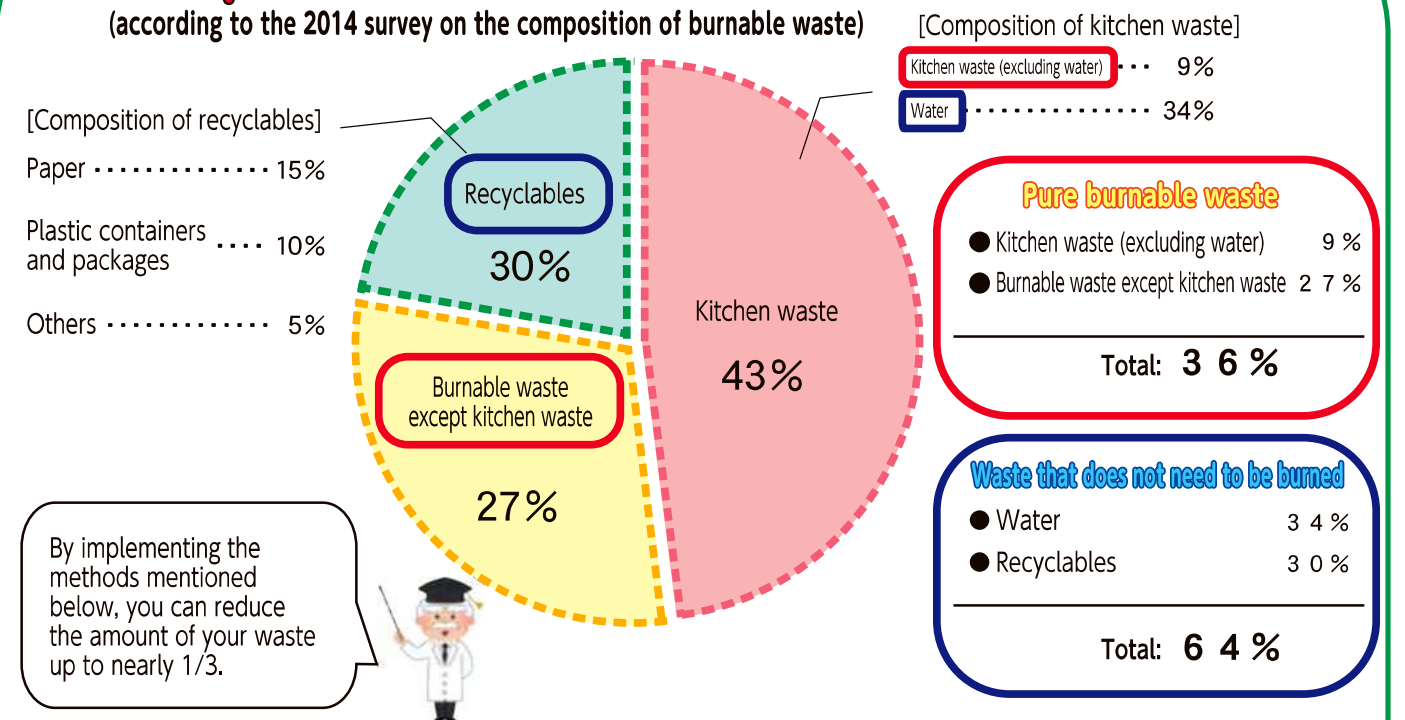
Reuse your waste!!

Recycle your waste into resources!!

## Waste Produced in Ise City ②

### Composition of "Burnable Waste"

(according to the 2014 survey on the composition of burnable waste)



### ★ What does the composition of burnable waste imply?

It contains much "waste that does not need to be burned."  
How can we actually reduce the amount of this type of waste, then?

#### ○ Method 1

## Drain kitchen waste!

Be sure to **squeeze kitchen waste once again** before putting it out!! See page 6 for details!!

#### ○ Method 2

## Do not mix recyclables with burnable Waste!!

Especially, paper waste and plastic containers and packages are often mixed with burnable waste.  
Be sure to sort your waste correctly before putting it out!!

Now, you can become a master of waste sorting with the help of the "Waste Sorting Guidebook" provided by Ise City!!



# Burnable Waste

Waste collection points for burnable waste



Twice a week

## ① Collected Items

**Kitchen waste, etc.** See the next page for further information on how to drain kitchen waste!!

**Cotton products** (stuffed toys, cushions to sit on, etc.)

**Daily commodities** (plastic and leather products, disposable lighters, etc.)

- ★ Empty disposable lighters before putting them out.

**Pruned branches, etc.** (pruned branches, weeds, etc.)

**Others** (CDs, videotapes, desiccants, disposable diapers, colostomy bags, etc.)

**Caution!!**

- ★ Remove dirt from disposable diapers before putting them out.
- ★ Return injection needles, etc. to the hospital or pharmacy from which you got them.

## ② How to Put Them Out

Put them in waste bags designated by Ise City. At that time, be sure to close them tightly.

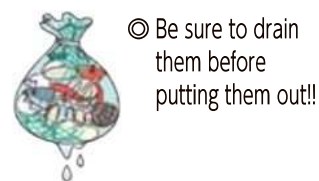


★ Go to the designated site.



### ◎ Key points to remember

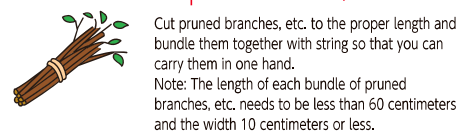
#### Drain them!



◎ Be sure to drain them before putting them out!!

#### In case a designated waste bag is too small for your waste!

◎ If a designated waste bag is too small for pruned branches, etc.



Cut pruned branches, etc. to the proper length and bundle them together with string so that you can carry them in one hand.  
Note: The length of each bundle of pruned branches, etc. needs to be less than 60 centimeters and the width 10 centimeters or less.

#### How to put out used oils!



◎ Make dirty oils seep into a piece of cloth or paper or solidify them before putting them in designated waste bags.  
Note: Do not put out liquid oils in bottles, etc.

## ③ Uncollectible Things

◎ Waste that is put in an undesignated waste bag



◎ Waste that cannot be put in designated waste bags



◎ Do not classify recyclables as burnable waste!!




For your information!!

### ◎ Water is burned?!

Kitchen waste comprises approximately 40 percent of total "burnable waste," and about 80 percent of total kitchen waste consists of water. That means, a large amount of costly fuel is needed to burn burnable waste because water accounts for at least 30 percent of it. Please cooperate in the reduction of kitchen waste by draining it or using garbage disposals.

## ◎ Reduce the amount and odors of burnable waste by draining kitchen waste!!

### How? Method 1 Do not wet kitchen waste with water!



- Separate waste containing little water from wet waste!
- Wash carrots, radishes, potatoes, etc. after peeling them!



◎ Place a kitchen waste box or bag on the countertop, not inside the sink. Additionally, do not put kitchen waste in the sink strainer in the drain.

★ Kitchen waste box

### How? Method 2 Remove water!



● Drain and dry used tea leaves and tea bags before putting them out.



● Cut peels of watermelons, melons, etc. into pieces so that you can drain them more easily.

### How? Method 3 Squeeze kitchen waste once again before putting it out!



● Squeeze kitchen waste once again to drain it as much as possible before putting it in designated waste bags!!



● In the case of putting kitchen waste in a drain net or the like, you can squeeze it easily without getting your hands dirty by using a used CD, etc. as shown in the photographs on the left.

## Introduction of Garbage Disposals

You can also use garbage disposals to drain kitchen waste!!



Type	Drying type (electrically driven)	Biological type (electrically driven)	Closed container	Composter
Description	Able to electrically dry kitchen waste	Able to decompose kitchen waste by electrically mixing it with microorganisms	Able to decompose kitchen waste by manually mixing it with microorganisms	Able to compost kitchen waste by stacking the waste and soil in alternate layers
Installation site	Indoors or outdoors	Indoors or outdoors	Indoors or outdoors	Outdoors (where soil is available)
Price	30,000 to 90,000 yen	30,000 to 90,000 yen	1,000 to 5,000 yen	1,000 to 10,000 yen
Merits	○ Easy to use ○ Able to dry out kitchen waste in a couple of hours	○ Less electricity needed (in comparison to drying-type garbage disposals) ○ Less waste left if decomposed quickly	○ Fermentation liquid available as fertilizer ○ Decomposed waste available as compost	○ No need to remove composted waste until the composter is filled with it ○ Low maintenance cost ○ Able to compost weeds and leaves as well


Ise City offers subsidies for the purchase of garbage disposals (as of 2016).

For further information, please check the official website of the city (伊勢市生ゴミ (Ise City kitchen garbage) [Search](#)) or contact the Cleaning Division of the city (phone: 37-1443). [Click here!!](#)



# Paper

Waste collection stations for recyclables



Once a month

## ① Collected Items

Newspapers and advertising inserts

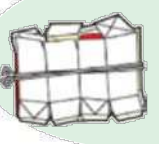


Cardboard boxes



★ Cardboard boxes with a wavy cross-section

Drink cartons



★ Drink cartons with a capacity of 200 milliliters or more  
★ Drink cartons with a white interior



★ Classify drink cartons with a silver interior as "burnable waste."


Magazines and miscellaneous paper waste



What is "miscellaneous paper waste?"

★ Any types of paper except "newspapers and advertising inserts," "cardboard boxes," "drink cartons" and "magazines"

Mat boards and paper trays



Confectionery boxes



Envelopes and postcards



Writing paper and notepads



★ "Miscellaneous paper waste" includes small pieces of paper like sticky notes as well.

Others

Wrapping paper



Paper bags



★ Be sure to put out paper bags as "paper" after removing their handles made of non-paper materials.  
Note: You do not need to remove their handles if they are made of paper.

Tissue boxes



★ Classify thin plastic films at the top of tissue boxes as "plastic containers and packages."

## ② How to Put Them Out



★ Sort them by item and bundle each group together with string (crosswise).



★ Rinse and dry drink cartons and sort them by capacity.  
Note: Bundle drink cartons with the same capacity (1 liter, 500 milliliters, etc.) together.

★ On rainy days, put them in a transparent plastic bag to prevent them from getting wet.

★ Go to the designated site.



Waste collection station for recyclables



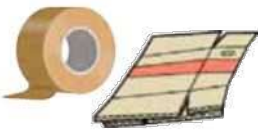
Waste collection hub station for recyclables

★ There is no collection box for "paper."

## ◎ Key points to remember



★ Take them out of your box when you put them out.



★ Do not tape them.

★ Remove fasteners, etc. from cardboard boxes.

## ◎ How to put out "miscellaneous paper waste" that is small in size

1 If you have a lot of miscellaneous paper waste that is difficult to bundle together with string



2



Insert it between pages of a magazine, etc.

3



Bundle the magazine, some other books, pieces of thick paper, etc. together with string.




Put it in a paper bag (with no glossy surface) and fold the bag a couple of times to prevent it from getting out of the bag.



Bundle the closed paper bag, some other books, pieces of thick paper, etc. together with string.

## ③ Uncollectible Things

The following types of paper are uncollectible even though they are labeled with the  mark!!

Paper containers for foods and detergents and waterproof paper products cannot be recycled into new paper. Classify them as "burnable waste."

### ★ Paper with odors and greasy dirt

Odors

★ Paper with strong odors cannot be recycled because they are not removable even after a recycling process.



Boxes for incense sticks, etc.



Boxes for detergents

Greasy dirt

★ Paper with greasy dirt cannot be recycled.



Pizza boxes

★ Put them out as "paper" after removing unclean parts stained with food.

### ★ Waterproof and vinyl-coated paper

Coated paper

★ Coated paper cannot be recycled because its coatings are not removable even after a recycling process.



Waterproof paper  
Paper cups and plates




Paper cups for yoghurt, ice cream, etc.



Paper bags for pet food and rice



Photographs and albums



Vinyl-coated paper  
Paper containing a thin plastic film (visible when split), tough paper that is very difficult to rip up, cards for card games, etc.

### ★ Others

★ The following types of paper cannot be properly recycled because of their water solubility, use of special chemicals, etc.



Sanitary paper  
Paper towels used in the kitchen and tissues



Traditional Japanese paper  
Colored paper and envelopes for congratulatory gifts



Thermal paper  
Receipts and fax paper



Carbon paper  
Carbon paper used for shipping labels and receipts



Gold- or silver-coated paper  
Silver paper used for cigarettes and chewing gum, gold- or silver-coated paper boxes and paper lids of instant noodle cups



# Cloth

Waste collection stations for recyclables




Once a month

## ① Collected Items ★ Clothes and cloths

Clothes



Cloths



★ Sort them by item and bundle each group together with string (crosswise).



★ Go to the designated site.



Waste collection station for recyclables



Waste collection hub station for recyclables


★ There is no collection box.

## ◎ Key point to remember



★ Classify dirty or ripped clothes and cloths as "burnable waste."

**Clothes become very difficult to recycle if they get wet!!**



- "Put them out on a sunny day if possible."
  - "Double-bag them."
  - "Put them out at a waste collection hub station for recyclables."
- We appreciate your cooperation!!

## ③ Uncollectible Things

① Feather and cotton products (pillows, traditional Japanese winter coats called han ten, stuffed toys, etc.)



② Special textiles (fireproof ones, etc.)



※ Classify carpets as "bulky waste" if their length is 60 centimeters or more.

③ Those made with any other materials (indoor shoes and leather products)



④ PET resin products (coveralls, uniforms, etc.)



★ Those made with "PET resin"

⑤ Those with someone's name on them (gym uniforms, etc.)



★ Classify them as "cloth" if the name part is removable.

Classify all of these things as "burnable waste!!"



For your information!!

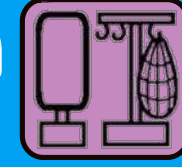
## ◎ Is your waste really unusable?

- How to take advantage of flea markets, secondhand shops and auctions -

People may find your waste still worthwhile even though you find it totally useless. If you brought old clothes, home appliances, furniture, etc. to a flea market or secondhand shop or auctioned them off before putting them out, you could possibly get much more money than expected. Besides, you can also donate them to local bazaars, countries overseas, disaster-affected areas, etc. if condition permits.



# Plastic Bottles Labeled with the PET Mark (PET Bottles)



Waste collection stations for recyclables

Once a month


## ① Collected Items

PET bottles



★ PET bottles are labeled with this mark.


[PET bottle] [PVC bottle]



Only plastic bottles without the horizontal lines shown above are classified as "PET bottles."

## ② How to Put Them Out

①



- ★ Remove caps from them.
- ★ You do not need to remove labels.

②



★ Rinse them.

★ Classify caps and labels (if removed) as "plastic containers and packages."

## ◎ Key points to remember

Remove foreign objects!



★ Remove foreign objects and rinse PET bottles well if they are dirty.

③



★ Crush them if possible.

Take them out of your bag!



★ Take them out of a plastic bag, etc.

★ Put them into the blue net.



Do not take the net home!!



## ③ Uncollectible Things



This mark just indicates what material the product is made of. Do not classify plastic products labeled with it as "PET bottles."

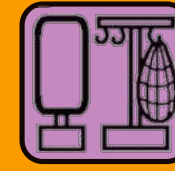
◎ PET bottles classified as a different type of waste

PET bottles that contained oil products (such as cosmetics, medicines, detergents, shampoos and sauces for grilled meat) are not collectible as "PET bottles" for the reason that they cannot be properly recycled because they have difficulty in becoming totally free from dirt and odors through cleaning. → Classify them as "plastic containers and packages."



# Plastic Containers and Packages

Waste collection stations for recyclables



Once a week

## ① Collected Items ★ Plastic containers and packages



★ Plastic containers and packages are labeled with this mark.

Plastic containers



Plastic wrap



Plastic cups



Plastic bags



Plastic bottles (except PET bottles)



★ Classify objects labeled with the mark as "burnable waste."



Styrofoam



## ② How to Put Them Out



★ Rinse containers.



◎ You can rinse tubes of ketchup, toothpaste, etc. more easily if you cut them in half.



★ Put them into the orange net.



### ◎ Key points to remember

Containers with persistent dirt!!



★ Rinse them thoroughly if their contents still remain inside them.

→ If their contents are not removable, classify them as "burnable waste."

Take them out of your bag!!



★ Take them out of a plastic bag, etc.



Do not take the net home!!

◎ How to store them



Put out plastic waste in a small bundle!

Plastic containers and packages are difficult to store because they tend to occupy much space. You can store them more easily if you fold and bind them or cut them with scissors.

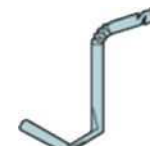


## ③ Uncollectible Things

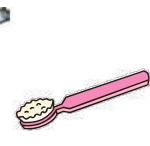
### ① Plastic products



Classify them as "burnable waste."



Straws



Toothbrushes



Felt-tip pens



Toys

★ Ordinary plastic products

※ Plastic products that are easily confused with plastic containers and packages



Planters and flowerpots



Buckets



Ink cartridges

★ You can also put them into recycling boxes at stores.



Basins



Tupperware (food containers)



Polypropylene bands



CD and DVD cases

### ② Metallic products with plastic parts



Classify them as "cans and metallic products."




Scissors



Knives including kitchen knives  
※ Those with a plastic handle



Hangers  
※ Those with metallic parts



Toys  
※ Those with electronic parts, etc.



Small-size home appliances



For your information!!

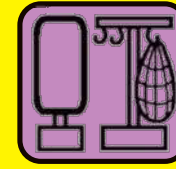
◎ "Plastic waste" means "plastic containers and packages."

"Plastic containers and packages," such as plastic boxes and bags for various products, accounted for approximately 60 percent of the total volume of household waste produced in 1995. Since the Containers and Packaging Recycling Law was enacted in 1995, "manufacturers of plastic containers and packages" have been obliged to develop a recycling system and bear the costs for it. "Plastic waste" collected by Ise City consists only of "plastic containers and packages," and that means it includes no "ordinary plastic products."



# Cans and Metallic Products

Waste collection stations for recyclables



## Once a month

★ Not fixed  
Note: The frequency of collection may vary from month to month.

### ① Collected Items ★ Metallic objects with a length of less than 60 centimeters

Small-size home appliances (microwave ovens, heaters, electric fans, etc.)

Cans (aluminum, steel and food cans, etc.)

Dangerous waste (gas cartridges, spray cans, scissors, knives, etc.)

Others (Incandescent bulbs, glow lamps, small metallic objects, objects with inseparable metallic parts, etc.)

★ Pull out batteries and classify them as "batteries and fluorescent tubes."

★ Remove caps and classify them as "plastic containers and packages."

★ Fluorescent tubes must be excluded. → Classify them as "batteries and fluorescent tubes."

Things that can be put out

- Incandescent bulbs
- Halogen bulbs
- LED lamps
- HID lamps

### ② How to Put Them Out

★ Cans

★ Metallic products

★ Put them into the designated boxes.

★ Rinse them.

★ To avoid injury, wrap the edges of kitchen knives, razors, etc. in foil or put them in a wide-mouth can.

★ Classify them as "bulky waste" if their length is 60 centimeters or more.

★ You can put cans and metallic products into whichever box you like because they are collected together.

### ◎ Key points to remember

Take them out of your bag!

In case the designated boxes are already filled with waste!

★ Take them out of a plastic bag, etc.

★ If the designated boxes are already filled with waste, label yours with the word "ごみ (Waste)."

### ★ How to put out kerosene and fan heaters

① Remove kerosene from them. → Consult with dealer for the collection of those heaters.

② Remove batteries from them. → Classify batteries as "batteries and fluorescent tubes." Be sure to follow the instructions to avoid possible accidents.

### ★ How to put out gas cartridges, spray cans, etc. (revised in August 2016)

Major types of spray cans

Outdoor gas cylinders, etc.

Pesticides, etc.

Spray air fresheners, etc.

Hair sprays, etc.

Spray antiperspirants, etc.

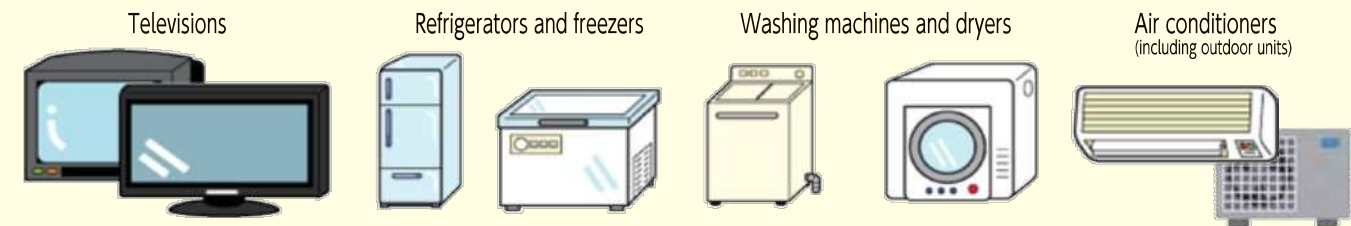
◎ Put them out without making holes in them!!

★ If you find it difficult to empty them, label them with words such as "中身が入っています (Gas remains inside)."

### ③ Uncollectible Things

#### ◎ Four designated types of home appliances

According to the Home Appliance Recycling Law, you are required to return the following items for recycling as mentioned below.



#### How to return those items to their manufacturers, etc.

- Method ① For the collection of any of those items, pay recycling and shipping fees to the store from which you bought it or are going to buy a new one.
- Method ② Purchase a "home appliance recycling ticket" at a post office and bring any of those items to the "designated collection site" in Ise City.

#### Designate collection site

Natsuyama Kinzoku Co., Ltd.  
2685 Uejicho, Ise City  
Phone: 0596-25-1101



#### ◎ Personal computers

If you have personal computers that you do not use anymore, ask their manufacturers to collect them for recycling.



Contact information : PC3R Promotion Association (general incorporated association)  
Website : <http://www.pc3r.jp>  
Phone : 03-5282-7685  
※ Recycling fees are charged for personal computers without this symbol on them.



For your information!!

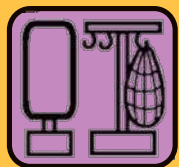
### ◎ "Cans and metallic products" are all resources!!

Up until a few decades ago, waste used to be sorted into just two types, namely, "burnable waste" and "non-burnable waste." Today, however, no waste is classified as "non-burnable waste" in Ise City anymore. "Non-burnable waste" that used to be buried in the ground is now classified as "recyclables" and recycled into resources like iron, aluminum and minor metals. In addition to the recycling of recyclables by the city, the four designated types of home appliances mentioned above as well as personal computers are also being recycled much more actively than before.





# Recyclable Glass Bottles



Once a month

Waste collection stations for recyclables

## ① Collected Items ★ Drink and food bottles ★ Cosmetic bottles



★ Sort them by color.  
Note: Check the color of their mouths.



★ Classify milky white bottles as "glassware and broken glass bottles."



## ② How to Put Them Out



★ Rinse the inside of bottles after removing caps from them.

★ Classify their caps as "cans and metallic products" or "plastic containers and packages."

◎ You do not need to remove labels from them. Besides, put them out without removing inner plugs from their mouths!!



★ Put them into the designated boxes

★ Put them into either of these boxes depending on their color.  
Colorless bottles Brown bottles Bottles of other colors



## ③ Uncollectible Things

◎ Bottles with foreign objects inside



★ Remove foreign objects and dirt from them.  
→ Classify bottles with persistent dirt as "cans and metallic products."

◎ Broken bottles



Classify them as "glassware and broken glass bottles."

◎ Bottles that contained chemicals and agricultural pesticides  
◎ Bottles with non-removable caps



★ Classify bottles that contained chemicals and agricultural pesticides as "cans and metallic products."  
★ Classify bottles with caps that are not removable because of remaining cosmetics, etc. as "cans and metallic products."



For your information!!

## ◎ Track where recyclable glass bottles go!!

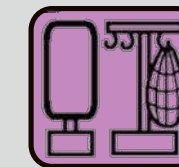
Recyclable glass bottles collected by Ise City are reused in the following three ways.

- ① Reused after being washed (returnable bottles)  
Have you ever returned empty bottles to a liquor shop or a milk dealer? Some bottles are reused after being sterilized in water.
- ② Recycled into new bottles  
Colorless bottles are recycled into colorless bottles and brown bottles into brown bottles.
- ③ Recycled into construction materials  
Bottles of any other colors are recycled into road paving materials, insulation, etc.

What matters most is to keep the "quality" of bottles, to properly sort them by color and to exclude non-recyclable ones with chemicals inside!!



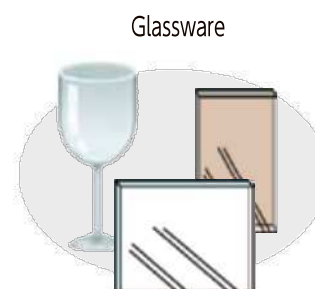
# Glassware and Broken Glass Bottles



Once a month

Waste collection stations for recyclables

## ① Collected Items ★ Glass objects made without any other materials



Glassware



Milky white



Colorless

★ Classify colorless bottles as "recyclable glass bottles."

Broken glass bottles

★ "Recyclable glass bottles" are also included in this category only if they are broken.



★ Sort them by color.  
Note: Check the color of their mouths.

## ② How to Put Them Out

★ Put them into the designated box.



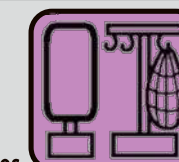
## ③ Uncollectible Things

★ Classify glass objects with non-glass parts (such as lids of glass pots), crystal products, mirrors, etc. as "cans and metallic products."



# Ceramics

Waste collection stations for recyclables



Once a month

## ① Collected Items ★ Ceramics made without any other materials



Ceramics



Flowerpots

★ Put them into the designated box.



★ Do not include tiles (including roof tiles)!!  
→ Classify them as "debris."

Note: Classify unused tiles as "ceramics."

## ◎ Key points to remember

Remove non-ceramic parts from them!!

★ Sort their handles, tea strainers, etc. by material.

Remove stones and soil from them!!



★ Put them out after removing non-ceramic parts from them.



★ Put them out after removing stones and soil from inside them!!



# Batteries and Fluorescent Tubes



Waste collection hub stations for recyclables

## ① Collected Items


Batteries



Put them into the designated container!!



Fluorescent tubes and mercury thermometers



Put them into the designated container!!



★ Thermometers containing mercury

## ③ Uncollectible Things

Batteries



Nickel-cadmium batteries  
Nickel-metal hydride batteries  
Lithium-ion batteries

→ Put small-size rechargeable batteries into recycling boxes at stores.

Fluorescent tubes



◎ **Key point to remember**



→ Broken fluorescent tubes are also included in this category. To avoid injury, put them out very carefully.

Items classified as "cans and metallic products"

- Incandescent bulbs
- Halogen bulbs
- LED lamps
- HID lamps



# Frying oils



Waste collection hub stations for recyclables

**Caution!!**

★ Frying oils are not collected at Kosei Waste Collection Hub Station for Recyclables!!

## ① Collected Items



★ Vegetable oils only

Note: Thick and strong-smelling oils, such as sesame and olive oils, must be excluded.

★ Animal oils, such as lard, must be excluded, too.

Put them into the designated container!!



## ◎ Key point to remember

★ As shown below, pour frying oils into the collection container. Be careful not to spill them.



Open the lid.  
ふたを開ける



ここから入れる  
Pour them through the hole.



◎ Make dirty oils seep into a piece of cloth or paper or solidify them before putting them in designated waste bags. Note: Do not put out liquid oils in bottles, etc.



# Bulky Waste



Waste incineration plant. (Ise Wide-Area Environment Association)

## ① Collected Items ★ Objects with a length of 60 centimeters or more

Furniture, etc.



Timber



Size of collectible timber

Length: 60 centimeters to 4 meters Width: 10 centimeters or less  
Note: Classify timber with a length of less than 60 centimeters as "burnable waste."

## ② How to Put Them Out

- Bring them to the waste incineration plant operated by Ise Wide-Area Environment Association (recycling fees charged).  
Address: 653 Nishitoyohamacho, Ise City (Phone: 37-1218)  
Days of operation: Weekdays (except year-end and New Year holidays)  
Opening hours: 8:30 to 16:45
- Ask Ise City to collect them for recycling (reservations required).  
If you have difficulty in bringing them to the waste incineration plant, you can use the fee-based bulky waste collection service provided by Ise City after making a reservation.  
For further information, please contact the Cleaning Division of the city (phone: 37-1443).



# Debris



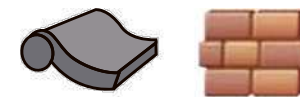
Ise and Obata Waste Disposal Centers

## ① Collected Items

Concrete blocks



Tiles (including roof tiles) and bricks



★ We accept only those removed by non-professional individuals!!

★ We do not accept those brought by professionals!!

## ② How to Put Them Out

★ Bring them to either of the following sites (recycling fees charged).

- Ise Waste Disposal Center 2892-2 Asamacho, Ise City  
Days of operation: Mondays and Tuesdays (except public holidays and year-end and New Year holidays)  
Opening hours: 9:00 to 12:00 and 13:00 to 16:30  
Contact information: Ise City Cleaning Division (phone: 37-1443)
- Obata Waste Disposal Center 92-1 Obatacho-Shimura, Ise City  
Days of operation: Wednesdays (except public holidays and year-end and New Year holidays)  
Opening hours: 9:00 to 12:00 and 13:00 to 16:30  
Contact information: Ise City Cleaning Division (phone: 37-1443)



# Waste That Is Untreatable by Ise City ~~Collection~~

The following types of waste can neither be collected by Ise City nor brought to the waste incineration plant. Please ask a professional waste disposal company or dealer to collect them for recycling.

## ★ Main Items

Chemicals and agricultural pesticides



Household medical waste



★ Injection needles and tubes with needles

Gas cylinders

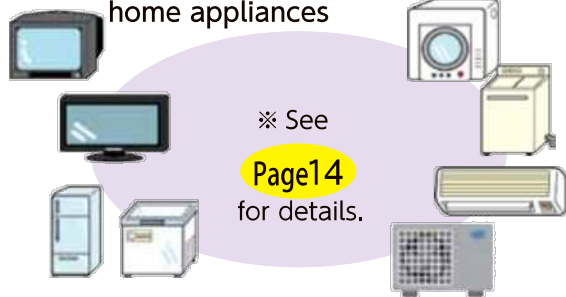


Kerosene and waste oil



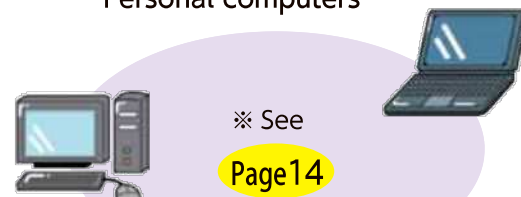
## ◎ How to Recycle the Following Items

Four designated types of home appliances



※ See Page14 for details.

Personal computers



※ See Page14 for details.

Fire extinguishers

Contact Fire Extinguisher Recycling Promotion Center Co., Ltd. to search for consultation offices in your area.

Opening hours: 9:00 to 12:00 and 13:00 to 17:00 (except Saturdays, Sundays and public and business holidays)  
Website: <http://www.ferpc.jp>  
Phone: 03-5829-6773



Motorbikes

Contact a motorbike shop dealing with disused motorbikes or a designated collection site to gain further information.

For details, call the "call center for motorbike recycling" at 050-3000-0727.  
Opening hours: 9:30 to 12:00 and 13:00 to 17:00 (except Saturdays, Sundays, public holidays and year-end and New Year holidays)  
For details, contact Japan Automobile Recycling Promotion Center.  
Website: <http://www.jarc.or.jp/motorcycle/>



For your information!!

◎ **Sand and soil** as well as **"stones"** are no waste!!

Sand, soil and stones are not collected by Ise City because they are not "waste" but natural materials. If you wish to dispose of unnecessary soil that was used for gardening or generated through DIY activities in your garden, please consult with a dealer, etc.

# Illegal Waste Dumping

Illegal waste dumping is a **crime**.

- Dumping waste at an undesignated site is an illegal action, namely a crime. Violators are subject to a severe criminal penalty.



**Create an environment** that will prevent illegal waste dumping more effectively!

- Land owners and administrators are expected to make efforts for proper land management by putting up a notice, fence, etc. and removing weeds on a frequent basis.
- If you find illegally dumped waste with the name or address of the violator, please leave the waste as it is and then call Ise Police Station (at 20-0110) or the Cleaning Division of Ise City (at 37-1443).
- If there is no clue to the identity of the violator, the land owner and administrator are supposed to dispose of the waste.

# Burning Waste Outdoors

Burning waste outdoors is **prohibited** by law.

- Violators are subject to a severe criminal penalty.
- Burning things outdoors is prohibited by law except in the case of doing it for agricultural, forestry or fishery purposes from necessity, making a small fire to keep yourself warm or burning a small amount of garbage produced in daily life.



# Others

## ◎ Small Animals

- We collect dead bodies of small animals, such as pet dogs and cats (collection fees charged).  
Note: Large dogs and the like may be uncollectible.  
Contact the Cleaning Division of Ise City (phone: 37-1443).
- Besides, we burn dead bodies of small animals together with other types of waste. Therefore, if you wish to hold a funeral for your pet, cremate it or console its soul, please contact a professional funeral company for animals.

◎ Try a Quick Quiz on How Waste Is Recycled!!

Things you put out as waste will come back to you in different forms. Do you have any idea what the items listed on the left will be recycled into, respectively? Now, you should try answering the quiz by connecting those items (represented by numbers) and the correct answers (represented by alphabets) with lines! Be careful not to fall for simple tricks.



	Number
Burnable waste (incinerated ash)	1
Metallic waste (such as cans)	2
Glass bottles (such as food and cosmetic bottles)	3
Plastic containers and packages	4
PET bottles	5
Glassware	6
Ceramics	7
Newspapers	8
Drink cartons	9
Books and notebooks	10
Cardboard boxes	11
Clothes	12
Batteries	13
Fluorescent tubes	14
Frying oils	15

Alphabet	
A	Vehicle fuel (diesel fuel)
B	Mercury
C	Residential insulation
D	Pallets
E	Road (asphalt) paving materials (shiny materials)
F	Road construction materials (invisible because they are covered with asphalt)
G	Fertilizers (certain types of materials for them)
H	Newspapers
I	Grainy (non-slip) parts of gutter covers
J	Books
K	Cardboard boxes
L	Coveralls
M	Steel beams
N	Tissues
O	Waste cloths (used at factories)

# Waste Classification

- Here is the list of items that are possibly put out as household waste (arranged in the same order as in the Japanese version of this guidebook).
- The signs shown on the right represent the 10 categories of waste. Hopefully, they will help you sort your waste more easily and precisely.
- Please ask the Cleaning Division of Ise City (phone: 37-1443) how to sort unlisted items.
- This list just provides basic guidelines for waste sorting. Some items may be classified differently depending on their quality and size.



Item	Category	Remarks
Ice packs (Ice-nons)	Burnable waste	
Clothes irons and ironing boards	Cans and metallic products	Classify them as "bulky waste" if their length is 60 cm or more.
Acrylic sheets	Burnable waste	Classify them as "bulky waste" if their length is 60 cm or more.
Attaché cases	Cans and metallic products	
Adapters	Cans and metallic products	
Storm shutters and screen windows	Bulky waste	
Knitting machines	Cans and metallic products	Classify them as "bulky waste" if their length is 60 cm or more.
Photograph albums	Burnable waste	
Aluminum-coated bags (for confectionery and frozen foods)	Plastic containers and packages	
Aluminum foil	Cans and metallic products	
Aluminum wheels (for automobiles)	Cans and metallic products	
Antennas	Cans and metallic products	
Stones	Untreatable by Ise City	Consult with a dealer.
Clothes boxes	Bulky waste	Classify them as "burnable waste" if they are plastic products that can be put in designated waste bags
Wheelbarrows and unicycles	Bulky waste	Classify them as "cans and metallic products" if their length is less than 60 cm.
Sake bottles	Recyclable glass bottles	
Caps of sake bottles	Plastic containers and packages	Classify them as "cans and metallic products" if they contain metal.
Well pumps	Bulky waste	Classify them as "cans and metallic products" if their length is less than 60 cm.
Doghouses	Bulky waste	Classify them as "cans and metallic products" if they are metallic products with a length of less than 60 cm or as "burnable waste" if they are plastic or wooden products that can be put in designated waste bags.

Item	Category	Remarks
Earphones	Cans and metallic products	
Medical waste (injection needles, infusion tubes, etc.)	Untreatable by Ise City	Consult with a pharmacy or medical institution.
Dryers	Untreatable by Ise City	Dispose of them as "designated home appliances."
Dentures	Cans and metallic products	Put them into recycling boxes at Ise City Health and Welfare Center, Obata Health Center, Futami Senior Citizen Center and Heart Plaza Misono.
Seals	Burnable waste	Classify them as "cans and metallic products" unless they are made of wood or plastic.
Ink ribbons	Burnable waste	
Window air conditioners	Untreatable by Ise City	Dispose of them as "designated home appliances."
Flowerpots	Glassware, broken glass bottles and ceramics	Classify them as "burnable waste" if they are made of plastic.
Lifebuys	Burnable waste	
Wooden mortars	Untreatable by Ise City	Consult with a dealer.
Air conditioners	Untreatable by Ise City	Dispose of them as "designated home appliances."
Paint tubes	Cans and metallic products	Classify them as "burnable waste" if they are made of plastic. Classify their caps depending on what material they are made of.
Electronic pianos	Bulky waste	
Engine oils	Burnable waste	Make them seep into a piece of cloth, etc. before putting them out.
Extension cords	Cans and metallic products	
Pencils	Burnable waste	
Pencil sharpeners	Cans and metallic products	Classify them as "burnable waste" if they are made of plastic
PVC pipes	Burnable waste	Classify them as "bulky waste" if their length is 60 cm or more.
Ovens	Cans and metallic products	Classify them as "bulky waste" if their length is 60 cm or more.
Oil cans	Cans and metallic products	

	Item	Category	Remarks
O	Drawing-room furniture (long sofas, sofas for one person and tables)	Bulky waste	
	Motorbikes	Untreatable by Ise City	Consult with a dealer.
	Figurines	Glassware, broken glass bottles and ceramics	Classify them as "cans and metallic products" if they contain metal.
	Pads to protect beds from bed-wetting	Burnable waste	
	Bathtub covers	Burnable waste	Classify them as "bulky waste" if they are too large to put in designated waste bags.
	Bath mats	Burnable waste	
	Toys (made of plastic)	Burnable waste	Classify them as "cans and metallic products" if they contain metal or as "bulky waste" if their length is 60 cm or more.
	Organs (musical instruments)	Bulky waste	Consult with a dealer if they contain cast metal.
	Water heaters (solar- or electric-powered ones)	Bulky waste	We accept only those removed by non-professional individuals.
	Thermometers to measure air temperature	Cans and metallic products	Classify mercury thermometers as "fluorescent tubes."
Ka	Car seat covers	Burnable waste	
	Gauze bandages	Burnable waste	
	Curtains	Burnable waste	
	Carpets	Bulky waste	Classify them as "burnable waste" if they can be put in designated waste bags.
	Shells	Burnable waste	
	Flashlights	Cans and metallic products	Put them out after removing batteries.
	Disposable hand warmers	Burnable waste	
	Gowns	Burnable waste	
	Mirrors	Cans and metallic products	
	Furniture	Bulky waste	
	School uniforms	Burnable waste	
	Picture frames	Burnable waste	Classify them as "cans and metallic products" if they contain metal or glass or as "bulky waste" if their length is 60 cm or more.
	Umbrellas	Cans and metallic products	Classify their plastic and cloth parts as "burnable waste."
	Humidifiers	Cans and metallic products	
	Gas stoves	Cans and metallic products	Classify them as "bulky waste" if their length is 60 cm or more.
	Caustic soda (baking soda)	Untreatable by Ise City	Consult with a dealer.
	Gas cartridges	Cans and metallic products	Be sure to empty them before putting them out.

	Item	Category	Remarks
Ka	Cassette tapes (including their cases)	Burnable waste	
	Retractable utility knives	Cans and metallic products	
	Instant noodle cups	Plastic containers and packages	Classify them as "burnable waste" if they are made of paper.
	Hammers	Cans and metallic products	
	Bags	Burnable waste	
	Vases	Glassware, broken glass bottles and ceramics	
	Disposable diapers	Burnable waste	Remove dirt from them.
	Paper cups and plates	Burnable waste	
	Razors	Cans and metallic products	Put them in small metallic containers (such as empty cans).
	Drink cartons	Paper and cloth	Those with a white interior
Ka		Burnable waste	Those with an interior painted in any other color than white
	Paper bags	Paper and cloth	Remove their handles unless they are made of paper.
	Mosquito nets	Burnable waste	
	Glass	Glassware, broken glass bottles and ceramics	Classify glass windows as "bulky waste."
	Pumice stones	Cans and metallic products	
	Leather products	Burnable waste	
	Roof tiles	Debris	Bring them to Ise or Obata Waste Disposal Center.
	Cans (for kerosene, etc.)	Cans and metallic products	Be sure to empty them before putting them out.
	Ventilators	Cans and metallic products	
	Desiccants	Burnable waste	
Ki	Batteries	Batteries and fluorescent tubes	Including button cells
	Thermal paper	Burnable waste	
	Musical keyboards	Bulky waste	Classify them as "cans and metallic products" if their length is less than 60 cm.
	Guitars	Bulky waste	
	Pestles	Untreatable by Ise City	Consult with a dealer.
	Kimonos	Burnable waste	
	Stepladders	Bulky waste	
	Teapots	Glassware, broken glass bottles and ceramics	Classify them as "cans and metallic products" if they are made of metal.
	Safes	Cans and metallic products	Classify them as "bulky waste" if their length is 60 cm or more. As for fireproof safes, consult with a specialized dealer.
	Ku	Air purifiers	Cans and metallic products

	Item	Category	Remarks
Ku	Coolers	Burnable waste	Classify them as "bulky waste" if their length is 60 cm or more.
	Nails	Cans and metallic products	Put them in small metallic containers (such as empty cans).
	Medicine bottles (for oral medications)	Recyclable glass bottles	Classify containers for medications for external use as "cans and metallic products."
	Plastic containers for medicines	Plastic containers and packages	
	Lipstick containers	Burnable waste	Classify them as "cans and metallic products" if they contain metal.
	Shoes	Burnable waste	
	Cushions	Burnable waste	
	Plastic covers for clothes cleaned by professional cleaners	Burnable waste	
	Crayons	Burnable waste	
	Glow lamps	Cans and metallic products	
Ke	Baseball gloves	Burnable waste	
	Work gloves	Burnable waste	
	Fluorescent tubes	Batteries and fluorescent tubes	
	Cell-phones	Cans and metallic products	Consult with a dealer.
	Yarn	Burnable waste	
	Game cartridges	Burnable waste	
	Paper boxes for cosmetics	Paper and cloth	
	Cosmetic bottles	Recyclable glass bottles	Classify milky white bottles as "glassware and broken glass bottles."
	Geta (footwear)	Burnable waste	
	Sphygmomanometers	Cans and metallic products	Classify mercury sphygmomanometers as "fluorescent tubes."
Ko	Pinholders for flower arrangement	Cans and metallic products	
	Microscopes	Cans and metallic products	
	Go stones	Cans and metallic products	Classify them as "burnable waste" if they are made of plastic.
	Carp streamers	Burnable waste	
	Corduroy and velvet clothes	Paper and cloth	
	Goza mats	Burnable waste	Classify them as "bulky waste" if their length is 60 cm or more.
	Kotatsu	Bulky waste	
	Funerary urns	Glassware, broken glass bottles and ceramics	We accept only empty and clean ones.
	Cups	Glassware, broken glass bottles and ceramics	Those made of glass
		Burnable waste	Those made of plastic
Ko	Go and shogi boards	Burnable waste	As for boards with a thickness of 10 cm or more, consult with a dealer, etc.

	Item	Category	Remarks
Ko	Copiers	Cans and metallic products	Classify them as "bulky waste" if their length is 60 cm or more.
	Rice sacks (made of paper)	Burnable waste	Classify them as "burnable waste" if they are made of plastic.
	Rice containers	Cans and metallic products	Classify them as "burnable waste" if they are made of plastic or as "bulky waste" if their length is 60 cm or more.
	Corks	Burnable waste	
	Golf clubs	Cans and metallic products	
	Golf bags	Burnable waste	Classify them as "bulky waste" if their length is 60 cm or more.
	Golf balls	Burnable waste	
	Pieces of concrete	Debris	Bring them to Ise or Obata Waste Disposal Center.
	Concrete panels	Burnable waste	Classify them as "bulky waste" if their length is 60 cm or more.
	Shelf stereos	Cans and metallic products	
Sa	Kitchen stoves	Cans and metallic products	
	Surfboards	Bulky waste	
	Legless chairs	Cans and metallic products	Classify them as "bulky waste" if their length is 60 cm or more.
	Cutting waste	Burnable waste	
	Wallets	Burnable waste	
	Sauna suits	Burnable waste	
	Short-legged tables	Bulky waste	
	Coveralls	Burnable waste	
	Sake cartons	Paper and cloth	Classify them as "burnable waste" if they have a silver interior.
	Magazines	Paper and cloth	
Shi	Cushions to sit on	Burnable waste	
	Plates (dishes)	Glassware, broken glass bottles and ceramics	Classify them as "glassware and broken glass bottles" if they are made of glass.
	Draining baskets	Cans and metallic products	Classify them as "burnable waste" if they are made of plastic.
	Salopettes (clothes looking like overalls)	Paper and cloth	
	Tripods	Cans and metallic products	Classify them as "bulky waste" if their length is 60 cm or more.
	Sandals	Burnable waste	
	Tricycles (for children)	Cans and metallic products	Classify them as "bulky waste" if their length is 60 cm or more.
	CDs and DVDs (including their cases)	Burnable waste	
	Clay charcoal stoves	Cans and metallic products	
	Disposable dehumidifiers	Burnable waste	Drain them as much as possible.

	Item	Category	Remarks
Shi	Poultices	Burnable waste	
	Bamboo swords	Bulky waste	Classify them as "burnable waste" if they can be put in designated waste bags.
	Mobility scooters (motorized ones)	Untreatable by Ise City	Consult with a dealer.
	Mobility scooters (manual ones)	Cans and metallic products	Classify them as "bulky waste" if their length is 60 cm or more.
	Mechanical pencils	Burnable waste	Classify them as "cans and metallic products" if they are made of metal.
	Jackets	Burnable waste	
	Photographs	Burnable waste	
	Jacks	Cans and metallic products	
	Jungle gyms (plastic ones for children)	Bulky waste	Classify them as "burnable waste" if they are plastic products that can be put in designated waste bags
	Sleeping bags	Burnable waste	
	Fire extinguishers	Untreatable by Ise City	Consult with a dealer or a company collecting used fire extinguishers.
	Septic tank blowers	Cans and metallic products	
	Water purifiers	Cans and metallic products	
	Cooking oils	Frying oils	
	Glass bottles for cooking oils	Recyclable glass bottles	
	Plastic bottles for cooking oils	Plastic containers and packages	
	Dishwashers (dish dryers)	Cans and metallic products	
	Artificial turf	Burnable waste	
	Su	Suits	Burnable waste
Suitcases		Cans and metallic products	Classify them as "bulky waste" if their length is 60 cm or more.
Aquariums (made of plastic)		Burnable waste	Classify them as "bulky waste" if they are too large to put in designated waste bags.
Canteens		Cans and metallic products	Classify them as "burnable waste" if they are made of plastic.
Ski suits		Burnable waste	
Ski and snowboarding boots and ice skates		Cans and metallic products	
Scanners		Cans and metallic products	
Shovels		Cans and metallic products	Classify them as "burnable waste" if they are made of plastic.
Inkstones		Cans and metallic products	Classify them as "burnable waste" if they are made of plastic.
Bamboo and reed blinds		Bulky waste	Classify them as "burnable waste" if they can be put in designated waste bags.
Heaters		Cans and metallic products	Remove fuel and batteries from them.

	Item	Category	Remarks	
Su	Stockings	Burnable waste		
	Sand	Untreatable by Ise City	Consult with a dealer.	
	Duckboards	Burnable waste	Classify them as "bulky waste" if their length is 60 cm or more.	
	Leggings	Burnable waste		
	Spoons, forks, knives, etc. (made of metal)	Cans and metallic products		
	Spray cans	Cans and metallic products	Be sure to empty them before putting them out.	
	Charcoal	Burnable waste		
	Slates	Debris	Bring them to Ise or Obata Waste Disposal Center.	
	Se	Uniforms	Burnable waste	
		Rice polishers	Cans and metallic products	Classify them as "bulky waste" if their length is 60 cm or more.
Coal		Burnable waste		
Plasterboard		Debris	Bring it to Ise or Obata Waste Disposal Center.	
Ceramics		Glassware, broken glass bottles and ceramics		
Cellophane sheets		Burnable waste		
Detergent containers (plastic ones for liquid detergents)		Plastic containers and packages		
Detergent containers (made of paper)		Burnable waste		
Washing machines		Untreatable by Ise City	Dispose of them as "designated home appliances."	
Clothespins		Burnable waste		
So	Artificial flowers (wired ones)	Cans and metallic products	Classify them as "burnable waste" unless they are wired.	
	Rags and mops	Burnable waste		
	Thermometers to measure body temperature (digital ones)	Cans and metallic products	Classify mercury thermometers as "fluorescent tubes."	
	Weighing scales	Cans and metallic products		
	Tires (for bicycles)	Burnable waste		
	Tires (for motorbikes (less than 125 cc))	Untreatable by Ise City	Bring them to the waste incineration plant.	
	Tires (for motorbikes (125 cc or more))	Untreatable by Ise City	Consult with a dealer or a company disposing of used motorbikes.	
	Snow chains	Cans and metallic products		
	Tiles	Debris	Bring them to Ise or Obata Waste Disposal Center. Classify unused ones as "ceramics."	
	Down jackets	Burnable waste		

	Item	Category	Remarks	
Ta	Oxygen scavengers	Burnable waste	Those found in confectionery packages, etc.	
	Deodorants	Burnable waste		
	Eggshells	Burnable waste		
	Egg containers (made of plastic)	Plastic containers and packages	Classify them as "paper and cloth" if they are made of paper.	
	Insulation	Untreatable by Ise City	Consult with a dealer.	
	Dumbbells	Untreatable by Ise City	Bring them to the waste incineration plant.	
	Cardboard boxes	Paper and cloth		
	Chi	Globes	Burnable waste	Classify them as "cans and metallic products" if they contain metal.
		Child safety seats	Cans and metallic products	Classify them as "bulky waste" if their length is 60 cm or more.
		Multipurpose lighters	Cans and metallic products	Empty them before putting them out.
Tsu		Disposable cameras	Burnable waste	
		Stones placed on pickles (processed ones)	Cans and metallic products	
	Soil	Untreatable by Ise City	Consult with a dealer.	
Te	Coveralls	Burnable waste		
	Toy blocks	Burnable waste		
	Fishing tackle	Burnable waste	Classify it as "cans and metallic products" if it contains metal.	
	To	Tablecloths	Burnable waste	
		Letter paper	Paper and cloth	
Safes with handles		Cans and metallic products	As for fireproof safes, consult with a dealer.	
Digital cameras		Cans and metallic products		
Gloves		Burnable waste		
To	Televisions	Untreatable by Ise City	Dispose of them as "designated home appliances."	
	Video game consoles	Cans and metallic products		
	Electric heaters	Cans and metallic products	Classify them as "bulky waste" if their length is 60 cm or more.	
	Electric blankets and carpets	Cans and metallic products	Fold them so that their length can be less than 60 cm. Note: Classify them as "bulky waste" if their length is 60 cm or more even after being folded.	
	Incandescent bulbs	Cans and metallic products	Classify fluorescent tubes as "batteries and fluorescent tubes."	
	Microwave ovens	Cans and metallic products		
	Clothes made of natural leather	Burnable waste		
	Telephones	Cans and metallic products		
	Sharpening stones	Cans and metallic products		
	Toilet paper tubes	Paper and cloth		

	Item	Category	Remarks
To	Dead bodies of animals	Bring them to the waste incineration plant or consult with the Cleaning Division of Ise City.	
	Kerosene	Untreatable by Ise City	Consult with a dealer.
	Toasters	Cans and metallic products	Classify them as "bulky waste" if their length is 60 cm or more.
	Clocks	Cans and metallic products	Put them out after removing batteries.
	Corrugated galvanized iron sheets	Cans and metallic products	Classify them as "bulky waste" if their length is 60 cm or more.
	Toner cartridges	Burnable waste	
	Earthen pots	Glassware, broken glass bottles and ceramics	
	Cages	Cans and metallic products	
	Paint	Burnable waste	Make it seep into a piece of cloth, etc. before putting it out.
	Paint containers	Cans and metallic products	
Na	Trays (made of Styrofoam)	Plastic containers and packages	
	Boots	Burnable waste	
	Sinks	Cans and metallic products	Classify them as "bulky waste" if their length is 60 cm or more.
	Cooking pots	Cans and metallic products	Classify them as "glassware and broken glass bottles" if they are made of glass.
	Jump ropes	Burnable waste	
Ni	Strings used for packing	Burnable waste	
	Dolls	Burnable waste	
Nu	Stuffed toys	Burnable waste	
	Sewing needles	Cans and metallic products	Put them in small metallic containers (such as empty cans).
Ne	Ointment tubes	Cans and metallic products	Classify them as "burnable waste" if they are made of plastic.
	Ties	Burnable waste	
	Screws	Cans and metallic products	Put them in small metallic containers (such as empty cans).
	Nets (containers for fruits)	Plastic containers and packages	
	Clay (oil-based or paper clay)	Burnable waste	
No	Motorized farm equipment	Untreatable by Ise City	Consult with a dealer.
	Notebooks	Paper and cloth	
	Laptops	Untreatable by Ise City	Consult with their manufacturers.
	Agricultural pesticides	Untreatable by Ise City	Consult with a dealer.
	Bottles for agricultural pesticides	Cans and metallic products	
Noren curtains	Burnable waste		

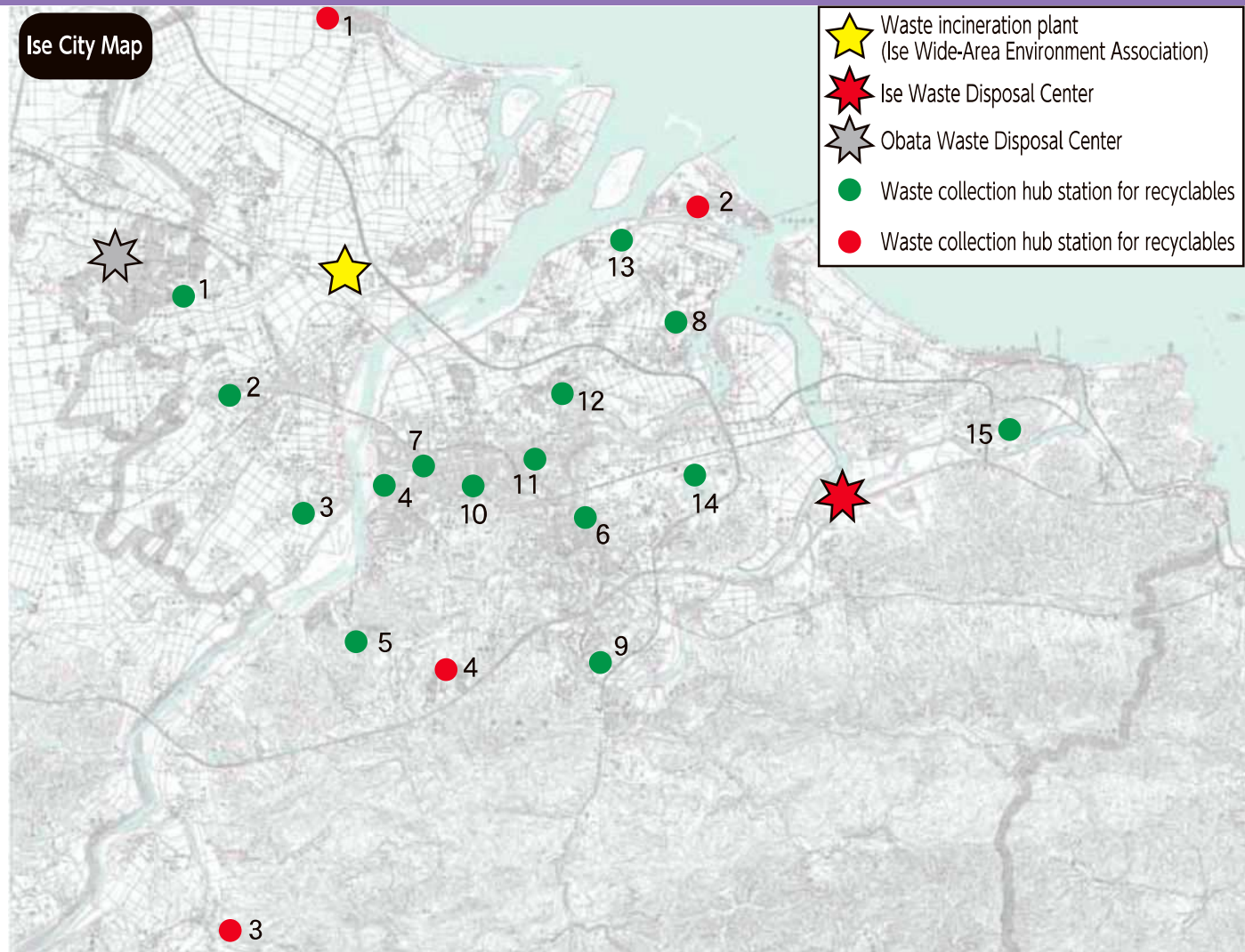
	Item	Category	Remarks
Ha	Barbecue grills	Cans and metallic products	
	Barbells	Untreatable by Ise City	Bring them to the waste incineration plant.
	Ashtrays	Cans and metallic products	Classify them as "glassware and broken glass bottles" if they are made of glass.
	Metallic folding chairs	Cans and metallic products	
	Waste oil (for automobiles, etc.)	Burnable waste	Make it seep into a piece of cloth, etc. before putting it out.
	Haori and hakama (traditional Japanese clothes)	Burnable waste	
	Postcards	Paper and cloth	Classify sealed postcards as "burnable waste."
	Pieces of cloth (those smaller than handkerchiefs)	Burnable waste	
	Buckets	Burnable waste	Classify them as "cans and metallic products" if they are made of metal.
	Personal computers	Untreatable by Ise City	Consult with their manufacturers.
	Pachinko machines (for amusement)	Bulky waste	We accept only those possessed by private individuals.
	Emergency flares	Burnable waste	Soak them fully in water before putting them out.
	Batteries	Untreatable by Ise City	Bring them to the waste incineration plant.
	Generators	Bulky waste	Remove fuel from them.
	Hi	Styrofoam (buffer material)	Plastic containers and packages
Fireworks		Burnable waste	Soak them fully in water before putting them out.
Hangers		Burnable waste	If they are made of plastic.
Hangers		Cans and metallic products	If they are made of metal.
Handheld microphones (megaphones)		Cans and metallic products	Put them out after removing batteries.
Pianos		Untreatable by Ise City	Consult with a dealer.
Beach umbrellas		Cans and metallic products	Classify their cloth parts as "burnable waste."
Beer cases		Burnable waste	
Video cameras		Cans and metallic products	
Videotapes		Burnable waste	
Plastic sheets		Burnable waste	
Charcoal braziers		Glassware, broken glass bottles and ceramics	
Bleach bottles		Plastic containers and packages	
Fertilizer bags		Plastic containers and packages	Classify them as "burnable waste" if they are made of paper.
Glass bottles		Recyclable glass bottles	Classify those for agricultural pesticides, poisons, etc. as "cans and metallic products."
Bottle caps	Cans and metallic products	If they are made of metal.	
Bottle caps	Plastic containers and packages	If they are made of plastic.	

	Item	Category	Remarks
Fu	Fax machines	Cans and metallic products	
	Envelopes	Paper and cloth	Those without plastic sheets, etc.
	Kitchen towels	Burnable waste	
	Non-woven fabrics	Burnable waste	
	Ink brushes	Burnable waste	
	Martial arts uniforms	Burnable waste	
	Futons	Burnable waste	Classify them as "bulky waste" if they are too large to put in designated waste bags.
	Airtight plastic containers (Tupperware)	Burnable waste	
	Planters	Burnable waste	
	Fleece	Paper and cloth	
	Printers	Cans and metallic products	
	Wrapping cloths	Burnable waste	
	Blocks	Debris	Bring them to Ise or Obata Waste Disposal Center.
	Floppy disks (including their cases)	Burnable waste	
	Propane gas cylinders	Untreatable by Ise City	Consult with a dealer.
He	Paperweights	Cans and metallic products	
	Sprayers	Cans and metallic products	
	Hair sprays	Cans and metallic products	Be sure to empty them before putting them out.
	Headphones	Cans and metallic products	
	Baby carriages	Bulky waste	Classify them as "cans and metallic products" if their length is less than 60 cm.
	Baby bathtubs	Burnable waste	Classify them as "bulky waste" if their length is 60 cm or more.
	Helmets (made of plastic)	Burnable waste	
	Paint for buildings	Untreatable by Ise City	Consult with a dealer.
	Paint for buildings	Burnable waste	Classify it as "burnable waste" if it has seeped into a piece of cloth, etc.
	Toilets and their seats	Cans and metallic products	
	Lunchboxes	Burnable waste	Classify them as "cans and metallic products" if they contain metal.
	Boilers (gas- or kerosene-fired ones)	Bulky waste	Remove fuel from them.
	Hoses	Burnable waste	
	Hose reels	Cans and metallic products	Classify them as "burnable waste" if they are made of plastic.
	kitchen knives	Cans and metallic products	To avoid injury, wrap their edges in something.

	Item	Category	Remarks				
Ho	Preservatives	Burnable waste					
	Bowling balls	Untreatable by Ise City	Bring them to the waste incineration plant.				
	Button cells	Batteries					
	Pots	Cans and metallic products					
	Polaroid photographs	Burnable waste					
	Polyethylene containers (for kerosene and water)	Burnable waste					
	Refrigerants	Burnable waste					
	Ma	Computer mice	Cans and metallic products				
		Surgical masks	Burnable waste				
		Massage machines	Cans and metallic products	Classify them as "bulky waste" if their length is 60 cm or more.			
		Matches	Burnable waste	Soak them fully in water before putting them out.			
		Cutting boards	Burnable waste				
		Nail polish bottles	Cans and metallic products				
		Scarves	Paper and cloth				
		Mi	Winnowing baskets	Burnable waste	Classify them as "bulky waste" if their length is 60 cm or more.		
Sewing machines			Cans and metallic products	Classify them as "bulky waste" if their length is 60 cm or more.			
MiniDiscs (MDs)			Burnable waste				
Mu			Straw hats	Burnable waste			
			Me	Glasses and sunglasses	Cans and metallic products	If they are made of metal.	
				Glasses and sunglasses	Burnable waste	If they are made of plastic.	
				Kendo and fencing masks	Cans and metallic products		
				Mo	Blankets	Paper and cloth	
	Charcoal				Burnable waste		
	Clotheslines (bamboo poles)				Bulky waste	Classify them as "burnable waste" if their length is less than 60 cm.	
	Clotheslines (metallic poles)				Bulky waste	Classify them as "cans and metallic products" if their length is less than 60 cm.	
	Posts for clotheslines (made of metal)				Bulky waste	Classify them as "cans and metallic products" if their length is less than 60 cm.	
	Blocks on which posts for clotheslines stand				Debris	Bring them to Ise or Obata Waste Disposal Center.	
	Ya				Kettles	Cans and metallic products	
					Chemical bottles and cans (for agricultural pesticides and poisons)	Cans and metallic products	
		Yu			Yukata (summer kimonos)	Paper and cloth	
					Uniforms	Burnable waste	

	Item	Category	Remarks					
Yu	Teacups	Glassware, broken glass bottles and ceramics						
	Cradles	Burnable waste	Classify them as "bulky waste" if they are too large to put in designated waste bags.					
	Yo	Bathtubs (made of stainless steel, enamel or FRP)	Untreatable by Ise City	Consult with a dealer.				
		Non-hanging type bamboo and reed blinds	Bulky waste	Classify them as "burnable waste" if their length is less than 60 cm.				
		Toy wagons (for children)	Cans and metallic products					
		Ra	Disposable lighters	Burnable waste	Empty them before putting them out.			
			Rackets	Cans and metallic products	Classify them as "burnable waste" if they are made of wood.			
			Lattice fences	Bulky waste	Classify them as "burnable waste" if their length is less than 60 cm.			
			Leather backpacks for elementary school children	Burnable waste				
			Ri	Fishing reels	Cans and metallic products			
				Recorders (musical instruments made of plastic)	Burnable waste			
				Remote controls	Cans and metallic products	Put them out after removing batteries.		
				Ru	Magnifying glasses	Cans and metallic products	Classify them as "burnable waste" if they are made of plastic.	
					Re	Electric coolers	Untreatable by Ise City	Dispose of them as "designated home appliances."
						Refrigerators and freezers	Untreatable by Ise City	Dispose of them as "designated home appliances."
Tower fans						Cans and metallic products	Classify them as "bulky waste" if their length is 60 cm or more. Consult with a specialized dealer if they contain chlorofluorocarbons.	
Raincoats						Burnable waste		
Records	Burnable waste							
Record players	Cans and metallic products							
Receipts	Burnable waste							
Bricks	Debris	Bring them to Ise or Obata Waste Disposal Center.						
Coal briquettes	Burnable waste							
Ro	Candles	Burnable waste						
	Ropes	Burnable waste						
	Wa	Word processors	Cans and metallic products					
		Dress shirts	Paper and cloth					
		Traditional Japanese paper	Burnable waste					
		Cotton-padded clothes (nanten, trousers, etc.)	Burnable waste					
		Wax polishes	Burnable waste	As for liquid wax polishes, make them seep into a piece of cloth, etc. before putting them out.				
		Traditional Japanese clothes (kimonos)	Burnable waste					
		Disposable wooden chopsticks	Burnable waste					

# Waste Treatment Facilities in Ise City



## ★ Waste incineration plant (Ise Wide-Area Environment Association)



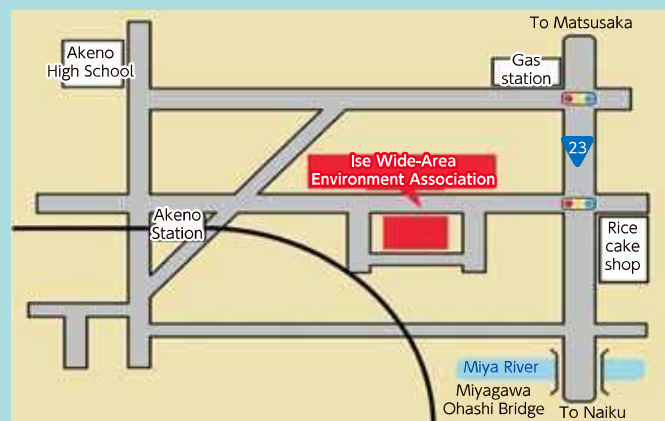
[Address] 653 Nishitoyohamacho, Ise City  
 [Days of operation] Weekdays (except year-end and New Year holidays)  
 [Opening hours] 8:30 to 16:45



### [Types of waste treated]



[Contact information]  
 Ise Wide-Area Environment Association  
**Phone** 0596-37-1218  
**Fax** 0596-37-1740



## Waste Collection Hub Stations for Recyclables

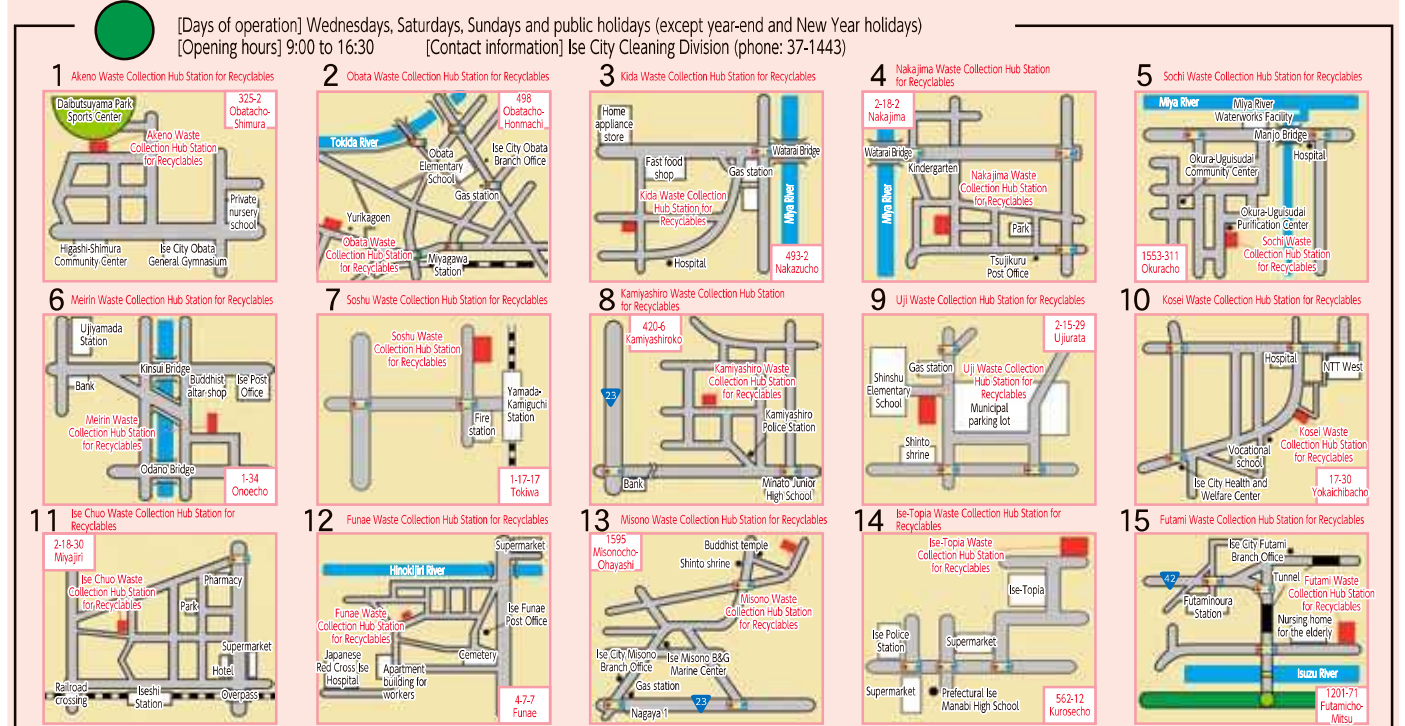


[Types of waste treated]

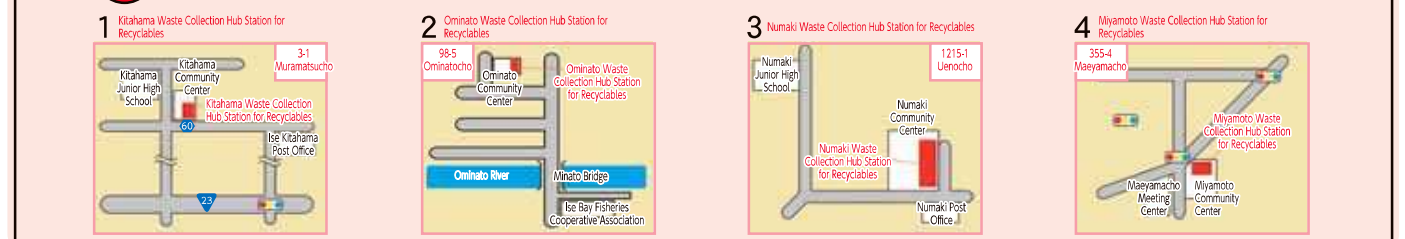


[Caution]  
 You cannot bring burnable waste, bulky waste and recyclables produced through business activities to any of the waste collection hub stations for recyclables.

[Days of operation] Wednesdays, Saturdays, Sundays and public holidays (except year-end and New Year holidays)  
 [Opening hours] 9:00 to 16:30 [Contact information] Ise City Cleaning Division (phone: 37-1443)



[Days of operation] Weekdays and Sundays (except public holidays and year-end and New Year holidays)  
 [Opening hours] 9:00 to 16:30 [Contact information] Ise City Cleaning Division (phone: 37-1443)



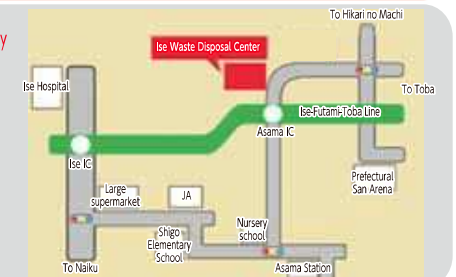
## ★ Ise Waste Disposal Center



[Address] 2892-2 Asamacho, Ise City  
 [Days of operation] Mondays and Tuesdays (except public holidays and year-end and New Year holidays)  
 [Opening hours] 9:00 to 12:00 and 13:00 to 16:30  
 [Contact information] Ise City Cleaning Division (phone: 37-1443)

★ We accept only those removed by non-professional individuals!  
 ★ We do not accept those brought by professionals!

[Types of waste treated]  
 Debris (such as concrete blocks, bricks and tiles including roof tiles)



## ★ Obata Waste Disposal Center



[Address] 92-1 Obatacho-Shimura, Ise City  
 [Days of operation] Wednesdays (except public holidays and year-end and New Year holidays)  
 [Opening hours] 9:00 to 12:00 and 13:00 to 16:30  
 [Contact information] Ise City Cleaning Division (phone: 37-1443)

★ We accept only those removed by non-professional individuals!  
 ★ We do not accept those brought by professionals!

[Types of waste treated]  
 Debris (such as concrete blocks, bricks and tiles including roof tiles)





# On-Site Lectures

Ise City holds briefing sessions (on-site lectures) on how to sort and recycle waste.



Recommended for those having questions or requests like these

Why is this classified as "burnable waste" though it is made of plastic...?

We wish our tenants would have a better understanding about waste sorting.

Apartment managers' associations



How does a garbage truck work? What is collected waste recycled into?

Residents' associations and areas



Nursery schools, kindergartens and elementary schools



## ■ On-site lectures

City officials explain how to sort, dispose of and recycle produced waste.

※ We can also give lectures on regional waste problems as well as on-site training for children.



## ~ How to apply ~

Contact us at the address shown below.

- In order to make an application for an on-site lecture, you need to be a group of ten or more people who live, work or study in Ise City.
- We carefully make arrangements for the theme, date and site of each lecture.

Answers to the quiz on "how waste is recycled"

• 1→F • 2→M • 3→C • 4→D • 5→L • 6→E • 7→I • 8→H • 9→N • 10→J  
• 11→K • 12→O • 13→G • 14→B • 15→A

## Contact information

### Ise City Cleaning Division

654 Nishitoyohamacho, Ise City, 515-0505

Phone: 0596-37-1443

Fax: 0596-37-0189

E-mail: [seisou@city.ise.mie.jp](mailto:seisou@city.ise.mie.jp)

